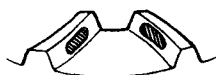




# Ring Gear Tooth Contact

## Adjustment

### 1) CORRECT TOOTH CONTACT




### 2) TOE CONTACT

- Use a thinner pinion shim to move the drive pinion away from the ring gear.



### 3) HEEL CONTACT

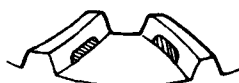
- Use a thicker pinion shim to move the drive pinion toward the ring gear.



### 4) FLANK CONTACT

- Use a thicker side bearing shim on the drive pinion side and a thinner one on the ring gear side to move the ring gear away from the drive pinion.

NOTE: Recheck backlash after replacing the side bearing shims. If out of specification, adjust as described under TOE CONTACT.



### 5) FACE CONTACT

- Use a thinner side bearing shim on the drive pinion side and a thicker one on the ring gear side to move the ring gear toward the drive pinion.

NOTE: Recheck backlash after replacing the side bearing shims. If out of specification, adjust as described under HEEL CONTACT.



# Ring Gear Backlash

## Adjustment

1. If the backlash exceeds the standard, correct by decreasing the shim thickness on one side and increasing the thickness of the other shim the same amount.

### NOTE:

- The total thickness of both shims must still equal the total thickness of the original shims.
- If there is too much backlash, move the ring gear toward the drive pinion. If there is not enough backlash, move the ring gear away from the drive pinion.

Standard: 0.06 — 0.14 mm (0.002 — 0.006 in)

### 79.5 mm THRUST SHIM

	Part Number	Thickness
A	41460 — PY4 — 000	0.66 mm (0.0260 in)
B	41461 — PY4 — 000	1.17 mm (0.0461 in)
C	41462 — PY4 — 000	1.20 mm (0.0472 in)
D	41463 — PY4 — 000	1.23 mm (0.0484 in)
E	41464 — PY4 — 000	1.26 mm (0.0496 in)
F	41465 — PY4 — 000	1.29 mm (0.0508 in)
G	41466 — PY4 — 000	1.32 mm (0.0520 in)
H	41467 — PY4 — 000	1.35 mm (0.0531 in)
I	41468 — PY4 — 000	1.38 mm (0.0543 in)
J	41469 — PY4 — 000	1.41 mm (0.0555 in)
K	41470 — PY4 — 000	1.44 mm (0.0567 in)
L	41471 — PY4 — 000	1.47 mm (0.0579 in)
M	41472 — PY4 — 000	1.50 mm (0.0591 in)
N	41473 — PY4 — 000	1.53 mm (0.0602 in)
O	41474 — PY4 — 000	1.56 mm (0.0614 in)
P	41475 — PY4 — 000	1.59 mm (0.0626 in)
Q	41476 — PY4 — 000	1.62 mm (0.0638 in)
R	41477 — PY4 — 000	1.65 mm (0.0650 in)
S	41478 — PY4 — 000	1.68 mm (0.0661 in)
T	41479 — PY4 — 000	1.71 mm (0.0673 in)
U	41480 — PY4 — 000	1.74 mm (0.0685 in)
V	41481 — PY4 — 000	1.77 mm (0.0697 in)
W	41482 — PY4 — 000	1.80 mm (0.0709 in)
X	41483 — PY4 — 000	1.83 mm (0.0720 in)